

Samsung Hospitality Display with Manageability

HD470

Slim, attractive and centrally managed hospitality displays for easy upgrade of hospitality suites




Address guest needs and staff requirements with consistent Hospitality Displays

Successful hoteliers know that travelers expect in-room entertainment more than what they experience at home. However, hotel owners and managers must control costs when investing in new displays. Finding an affordable in-room display with essential functionality, superior performance and a modern design can be a challenge.

Samsung Hospitality Displays include many features hoteliers need at a reasonable cost. The modern, streamlined design of these displays contributes to a pleasant room ambiance and superior viewing experience. Plus, the displays include tools to simplify content management by hotel staff. In addition, the displays help reduce costs with enhanced technology and energy-saving features.

Create an enhanced in-room entertainment environment

High-quality guest room displays can contribute to an enjoyable hotel stay. Light and unobtrusive, Samsung Hospitality Displays have a modern design that elevates guests' in-room entertainment and improves the hotel brand. The displays also feature a narrow bezel that provides a greater viewing area for more pleasurable TV watching.



Efficiently manage in-room displays and customize content for a superior guest experience

Combine rich content and manageability

Effectively manage guest room displays with a flexible and low-cost coaxial infrastructure Hospitality TV solution

LYNK™ REACH is designed exclusively to help hospitality businesses remotely, centrally and cost efficiently manage in-room displays. LYNK REACH is an server and software solution for hospitality environments that provides a simplified UI and editing tool. The software solution organizes and displays content, such as hotel information, images and logos and rich content including flight information, weather information and advertisement, using existing coaxial infrastructure. In addition, LYNK REACH improves usability by enabling hotel managers to edit channels and to monitor room status, recent deployment and activity. The solution also provides a simple, easy and intuitive user interface (UI) through Content Creator.



Figure 1. LYNK REACH solution diagram

Deliver a tailored Home Menu to enhance the viewing experience

Even without a sufficient budget to deploy a centralized management solution, hotels can easily standardize the UI of in-room TVs with the Home Menu function. With a customizable Home Menu, hotels can conveniently display resources such as the time, date and hotel information and provide guests to access frequently used TV features in user mode. Properties can improve hotel branding by placing hotel logos, welcome images and videos, and wallpapers on the Home Menu with simple USB cloning in home menu. And, property managers can easily configure the content that is shown in home menu with factory mode. Then, they can deploy the same content over all the hospitality displays through USB cloning.

The customizable Home Menu reduces the cost burden for hotels with consumer TVs that would otherwise have to adopt solution-embedded Hospitality TVs. With the Home Menu, these hotels can move forward from conventional consumer TVs to solution-based Hospitality TVs without incurring a huge expense.



Figure 2. Enhanced Home Menu enables convenient delivery of useful information, while supporting hotel branding

Enhance content protection with a pure software DRM solution

Samsung LYNK DRM technology provides hoteliers with a protected and cost-effective alternative to traditional hardware-based content protection systems. The solution allows encrypted content to pass safely and to display on hotel TVs.

A software-only implementation, LYNK DRM technology reduces the need for additional equipment and provides quicker recovery for Conditional Access System (CAS) problems. To help ensure system reliability, coverage extends to the enlargement of head-end equipment for cable operators.

Get comprehensive in-room content control with Security Mode



Figure 3. Enhanced content protection with LYNK DRM solution

Reinforce in-room display management with Security Mode

Samsung Hospitality Displays provide unique and robust hardware control with Security Mode. With this feature, managers can disable Teletext (TTX), the HDMI® port and the USB port on the displays. By controlling these hardware functions with Security Mode, managers can prevent guests from viewing non-compliant content or transmitting unwanted TTX on the hotel property. For the customer who requires a high content management level, Security Mode can help maintain complete in-room control. Also, Security Mode blocks the arbitrary change of TV setting by unauthorized users using USB cloning.

Dedicate the remote controller for up to ten different groups of displays for easy control

Samsung Hospitality Displays feature a multicode remote controller that can be dedicated to a specific group of displays. A hotel manager can combine up to ten groups, and then dedicate the remote controller to one specific group. After the remote controller is designated to a group, the control only affects the displays in the group. In areas such as gyms where multiple displays show numerous channels, this feature minimizes the entanglement of remote controller signals and provides a comfortable and personalized service to each guest.

Reduce the number of in-room remote controllers for guests' convenience

When Samsung Hospitality Displays are used with third-party solutions that require a proprietary set-top box (STB), a single remote controller can be used to control both the displays and the third-party STB using RS232C connection between TV and STB. The ability to use only a single remote controller reduces confusion and increases convenience for guests when using the hotel's integrated in-room solution. The openness of Samsung Hospitality Displays to support third-party STB-based solutions decreases the clutter around TVs by hiding STBs, and expands possibilities for a hotel's in-room entertainment environment.

Optimize device and resource management to minimize TCO

Samsung Hospitality Displays provide centralized management from a control room. The displays' convenient and efficient management features reduce staff maintenance visits. Because the displays are connected to the hotel's network infrastructure, management can monitor each in-room TV and instantaneously deploy content grouping policies and EPG from a control room. The simplified configuration with only the display delivers the convenience of an STB configuration without the complexity, cost or hassle.

Feature and Benefit

Model	Feature and Benefit
HD67X	<ul style="list-style-type: none"> - Slim design to enhance the guest room environment - Full-HD for an immersive viewing experience - REACH for remote, centralized and efficient display management - Home Menu for customizing the guest viewing experience
HD470	<ul style="list-style-type: none"> - Full-HD for enhanced TV viewing - REACH for cost-efficient and streamlined management - Home Menu for enriching the guest experience with branding messages and customization - Slim design for stylish guest room environment* <p>* 24", 28" are slim and 32" is offered with slim profile in selected countries</p>

Samsung HD470 Series Hospitality Displays

HD470(S)



- Full-HD for enhanced TV viewing
- REACH for cost-efficient and streamlined management
- Home Menu for enriching the guest experience with branding messages and customization
- Slim design for stylish guest room environment*
* 24", 28" are slim and 32" is offered with slim profile in selected countries

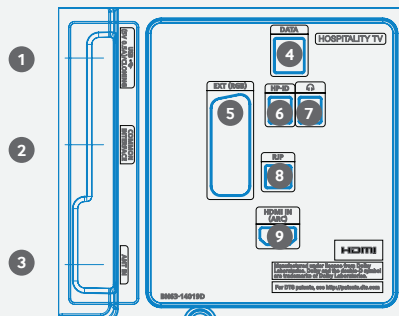
Basic Feature			Hospitality Solution			Convenience Feature		Security		Clock Option	
Screen Size	Resolution	Design	Home Menu	Lynk™ Reach	Lynk™ SINC	Multi-Code Remote Control	Embedded Wi-Fi	Lynk™ DRM	Security Mode	External Clock Compatibility	Software Clock
24", 28", 32"	HD	Slim	New Home Menu	○				○	○		○
40"	FHD	Regular	Home Menu								

HD470(S) 32"



- HG32ED470SW

Connectors



1. USB / CLONING
2. COMMON INTERFACE
3. ANTENNA IN
4. DATA
5. EXT (RGB)
6. HEADPHONE-ID
7. HEADPHONE
8. RJP (REMOTE JACKPACK)
9. HDMI IN 1

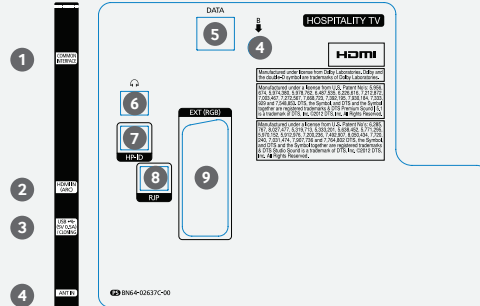
Samsung HD470 Series Hospitality Displays

HD470 28"



- HG28ED470AK

Connectors



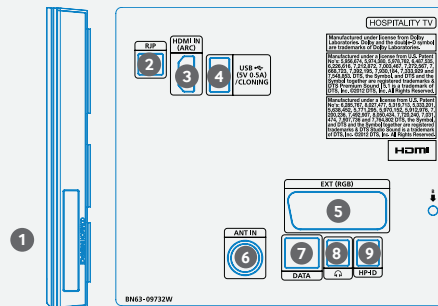
1. COMMON INTERFACE
2. HDMI IN 1
3. USB / CLONING
4. ANTENNA IN
5. DATA
6. HEADPHONE
7. HEADPHONE-ID
8. RJP (REMOTE JACKPACK)
9. EXT (RGB)

HD470 32"



- HG32ED470GK

Connectors



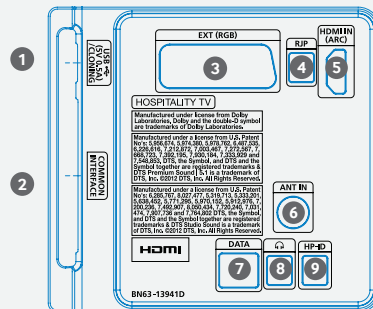
1. COMMON INTERFACE
2. RJP (REMOTE JACKPACK)
3. HDMI IN 1
4. USB / CLONING
5. EXT (RGB)
6. ANTENNA IN
7. DATA
8. HEADPHONE
9. HEADPHONE-ID

HD470 40"



- HG40ED470BK

Connectors



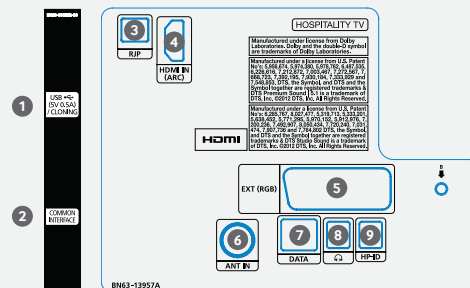
1. USB / CLONING
2. COMMON INTERFACE
3. EXT (RGB)
4. RJP (REMOTE JACKPACK)
5. HDMI IN 1
6. ANTENNA IN
7. DATA
8. HEADPHONE
9. HEADPHONE-ID

HD470 24"



- HG24ED470AK

Connectors



1. USB/CLONING
2. COMMON INTERFACE
3. RJP (REMOTE JACKPACK)
4. HDMI IN 1
5. EXT (RGB)
6. ANTENNA IN
7. DATA
8. HEADPHONE
9. HEADPHONE-ID

Samsung HD470 Series Hospitality Displays

Specifications

		24HD470 HG24ED470AK	28HD470 HG28ED470AK	32HD470 HG32ED470GK	40HD470 HG40ED470BK	32HD470S HG32ED470SW
Display	Backlight	LED	LED	LED	LED	LED
	Inch	24	28	32	40	32
	HD/FHD/UHD	HD	HD	HD	FHD	HD
	Resolution	1,366 x 768	1,366 x 768	1,366 x 768	1920 x 1080	1,366 x 768
Video	Picture Engine	HyperReal	HyperReal	HyperReal	HyperReal	HyperReal
	Micro Dimming	N/A	N/A	N/A	N/A	N/A
	Wide Color Enhancer (Plus)	Yes	Yes	Yes	Yes	Yes
	Auto Motion Plus	N/A	N/A	N/A	N/A	N/A
	Film Mode	Yes	Yes	Yes	Yes	Yes
Audio	Dolby Digital Plus	Yes	Yes	Yes	Yes	Yes
	Virtual Surround	DTS Studio Sound	DTS Studio Sound	DTS Studio Sound	DTS Studio Sound	DTS Studio Sound
	DTS Codec	DTS Premium sound	DTS Premium sound	DTS Premium sound	DTS Premium sound	DTS Premium sound
	3D Sound	N/A	N/A	N/A	N/A	N/A
	Sound Output (RMS)	10W(L:5W, R:5W)	10W(L:5W, R:5W)	10W(L:5W, R:5W)	20W(L:10W, R:10W)	10W(L:5W, R:5W)
	Speaker Type	2CH(Down Firing + Base Reflex)	2CH(Down Firing + Base Reflex)	2CH(Down Firing + Base Reflex)	2CH(Down Firing + Base Reflex)	2CH(Down Firing + Base Reflex)
	Woofer	N/A	N/A	N/A	N/A	N/A
Feature	Smart Hub	N/A	N/A	N/A	N/A	N/A
	Apps	N/A	N/A	N/A	N/A	N/A
	Web Browser	N/A	N/A	N/A	N/A	N/A
	Mobile to TV - Mirroring, DLNA	N/A	N/A	N/A	N/A	N/A
	Samsung Smart View	N/A	N/A	N/A	N/A	N/A
	Voice Control	N/A	N/A	N/A	N/A	N/A
	Samsung 3D	N/A	N/A	N/A	N/A	N/A
	3D Converter	N/A	N/A	N/A	N/A	N/A
	Digital Clean View	Yes	Yes	Yes	Yes	Yes
	Auto Channel Search	Yes	Yes	Yes	Yes	Yes
	Auto Power Off	Yes	Yes	Yes	Yes	Yes
	BD Wise Plus	N/A	N/A	N/A	N/A	N/A
	Caption (Subtitle)	Yes	Yes	Yes	Yes	Yes
	Channel List USB-Clone	Yes	Yes	Yes	Yes	Yes
	ConnectShare™ (HDD)	N/A	N/A	N/A	N/A	N/A
	ConnectShare™ (USB 2.0)	Yes	Yes	Yes	Yes	Yes
	Sports Mode	Yes	Yes	Yes	Yes	Yes
	EPG	Yes	Yes	Yes	Yes	Yes
	Game Mode	Yes	Yes	Yes	Yes	Yes
	OSD Language	27 European Languages	27 European Languages	27 European Languages	27 European Languages	27 European Languages
Picture-In-Picture	Yes	Yes	Yes	Yes	Yes	
BT HID Built-in	N/A	N/A	N/A	N/A	N/A	
USB HID Support	N/A	N/A	N/A	N/A	N/A	
Teletext (TTX)	Yes	Yes	Yes	Yes	Yes	

Samsung HD470 Series Hospitality Displays

Specifications

	24HD470 HG24ED470AK	28HD470 HG28ED470AK	32HD470 HG32ED470GK	40HD470 HG40ED470BK	32HD470S HG32ED470SW
Samsung LYNK™ SINC Compatibility	No	No	No	No	No
H.Browser Compatibility	No	No	No	No	No
Samsung LYNK™ REACH	Yes	Yes	Yes	Yes	No
Samsung LYNK™ REACH Server Compatibility	Yes	Yes	Yes	Yes	No
Hospitality Home Menu	Yes	Yes	Yes	Yes	Yes
Bluetooth Music Player (Mobile > TV)	No	No	No	No	No
Hospitality Plug&Play (Easy Set-up)	Yes	Yes	Yes	Yes	Yes
Auto Source Mode	Yes	Yes	Yes	Yes	Yes
Power On Mode	Yes	Yes	Yes	Yes	Yes
Hotel Channel List	Yes	Yes	Yes	Yes	No
Channel Setup On/Off	Yes	Yes	Yes	Yes	Yes
Mixed Channel List (ATSC, DVB-T/T2/ C/S2, Analog)	Yes	Yes	Yes	Yes	No
My Channel	Yes	Yes	Yes	Yes	No
Energy Saving Mode(BLU control)	Yes	Yes	Yes	Yes	Yes
Logo Display with Time Out Setting (BMP/Movie)	Yes	Yes	Yes	Yes	No
Welcome Message	Yes	Yes	Yes	Yes	No
RJ12 / IR Pass Through	Yes	Yes	Yes	Yes	No
External Clock Compatibility	No	Yes	No	No	No
Clock Back Up Supply	Yes	Yes	Yes	Yes	No
External Clock Dimming Control	No	Yes	No	No	No
Software Clock	Yes	Yes	Yes	Yes	No
Multi Code Remote control	Yes	Yes	Yes	Yes	No
Screwed Battery Cover	Yes	Yes	Yes	Yes	Yes
Sound Bar Compatibility	Yes	Yes	Yes	Yes	No
Music Mode (Input: PC/AV/ Component/HDMI)	Yes	Yes	Yes	Yes	Yes
Music Mode Backlight on/off	Yes	Yes	Yes	Yes	Yes
TTX Clock Update (Analogue)	Yes	Yes	Yes	Yes	No
USB Cloning	Yes	Yes	Yes	Yes	Yes
Smovie Compatibility	Yes	Yes	Yes	Yes	No
Soft AP	No	No	No	No	No
On/Off Timer (Schedule)	Yes	Yes	Yes	Yes	Yes
Wake-up Timer (Alarm)	Yes	Yes	Yes	Yes	No
Samsung LYNK™ DRM	Yes	Yes	Yes	Yes	No
Pro:Idiom	No	No	No	No	No
bLAN	No	No	No	No	No
Security Mode	Yes	Yes	Yes	Yes	No
S/W EPG (Solution EPG)	Yes	Yes	Yes	Yes	No
IEC 60601-1	No	No	No	No	No
Standby LED Color	Red	Red	Red	Red	Red
Wake on LAN (WOL)	N/A	N/A	N/A	N/A	N/A

Hospitality Feature

Samsung HD470 Series Hospitality Displays

Specifications

	24HD470 HG24ED470AK	28HD470 HG28ED470AK	32HD470 HG32ED470GK	40HD470 HG40ED470BK	32HD470S HG32ED470SW	
Input & Output	HDMI (Side/Rear)	0/1	1/0	0/1	0/1	0/1
	USB (Side/Rear)	1/0	1/0	0/1	1/0	1/0
	Component In (Y/Pb/Pr) (Side/Rear)	No	No	No	No	No
	Composite In (AV) (Side/Rear)	No	No	No	No	No
	Ethernet (LAN) (Side/Rear)	No	No	No	No	No
	Headphone (Side/Rear)	0/1	0/1	0/1	0/1	0/1
	Audio Out (Mini Jack / LR) (Side/Rear)	No	No	No	No	No
	Digital Audio Out (Optical) (Side/Rear)	No	No	No	No	No
	PC In (D-sub)(Side./Rear)	No	No	No	No	No
	PC/DVI Audio In (Mini Jack)(Side./Rear)	No	No	No	No	No
	RF In (Terrestrial/Cable input) (Side/Rear)	0/1	1/0	0/1	0/1	1/0
	RS232C	Yes(Common Use for RJ12)	Yes(Common Use for RJ12)	Yes(Common Use for RJ12)	Yes(Common Use for RJ12)	No
	CI Slot (Side/Rear)	1/0	1/0	1/0	1/0	1/0
	Scart (Side/Rear)	0/1	0/1	0/1	0/1	0/1
	Pillow Speaker Jack (Side/Rear)	No	No	No	No	No
	Variable Audio Out (Side/Rear)	No	No	No	No	No
	Variable Audio Out Volume Control (Side/Rear)	No	No	No	No	No
	Video Out (Side/Rear)	No	No	No	No	No
	RJ12 (Side/Rear)	0/1	0/1	0/1	0/1	No
	RJP (Remote Jackpack) (Side/Rear)	0/1	0/1	0/1	0/1	0/1
Headphone ID (Side/Rear)	0/1	0/1	0/1	0/1	0/1	
Door-Eye Control (Side/Rear)	No	No	No	No	No	
Door-Eye Video In (Side/Rear)	No	No	No	No	No	
System	DTV Tuner	DVB-T2/C	DVB-T2/C	DVB-T2/C	DVB-T2/C	DVB-T/C
	Analog Tuner	Yes	Yes	Yes	Yes	Yes
Design	Front Color	Black	Black	Black	Black	Black
	Stand Type	Square	Square	Square	Square	Mini Arc
	Swivel (Left/Right)	N/A	N/A	N/A	N/A	N/A
Dimension	Set Dimension with Stand (WxHxD) (mm)	561.8 * 384.2 * 163.8	643.4 * 435.0 * 163.4	738.4 * 497.7 * 191.7	905.2 * 562.3 * 196.4	745.4 * 463.1 * 150.5
	Set Dimension without Stand - Wall Mount Side (WxHxD) (mm)	561.8 * 349.1 * 47.9	643.4 * 396.5 * 62.9	738.4 * 444.0 * 93.2	905.2 * 525.4 * 91.1	745.4 * 433.9 * 57.9
	Set Dimension without Stand - Speaker Side (WxHxD) (mm)	561.8 * 349.1 * 65.2	643.4 * 396.5 * 62.9	738.4 * 444.0 * 93.2	905.2 * 525.4 * 91.1	745.4 * 433.9 * 69.0
Weight	Set Weight with Stand (kg)	4.1	4.1	5.9	7.3	3.8
	Set Weight without Stand (kg)	3.8	3.7	5.4	6.4	3.7
	Package Weight (kg)	5.3	5.2	7.4	9.6	6
Accessory	Remote Controller Model	TM1240	TM1240	TM1240	TM1240	TM1240
	Battery (for Remote Control)	Yes	Yes	Yes	Yes	Yes
	Vesa Wall Mount Support	Yes	Yes	Yes	Yes	Yes
	Power Cable	Yes	Yes	Yes	Yes	Yes
	Quick Install Guide	Yes	Yes	Yes	Yes	Yes
	Data Cable	Yes	Yes	Yes	Yes	No
	Stand Mount Kit	No	No	No	No	No
	Security Screws	No	No	No	No	No