



[www.airwave.tv](http://www.airwave.tv)

Download LG Commercial Display Mobile App



Learn more [www.lg.com/b2b](http://www.lg.com/b2b) or [www.lgcommercial.com](http://www.lgcommercial.com)

YouTube [youtube.com/c/LGCommercialDisplay](https://youtube.com/c/LGCommercialDisplay)

LG may make changes to specifications and product descriptions without notice.  
Copyright © 2016 LG Electronics Inc. All rights reserved. "LG Life's Good" is a registered of LG Corp.  
The names of products and brands mentioned here may be the trademarks of their respective owners.

## Artistic Space Beyond Display

### Dual-view Flat OLED Signage 55EH5C



With cutting-edge OLED technology, LG Electronics introduces an innovative Dual-view Flat OLED Signage that has perfect picture quality and revolutionary pencil-thin design, adding artistic value to its display functionality.



#### Why OLED Technology



##### Perfect Black

**Limitless contrast and deepest black**  
Self-lighting pixels switch off completely to reproduce black. No light bleed. Absolute black offers infinite contrast.

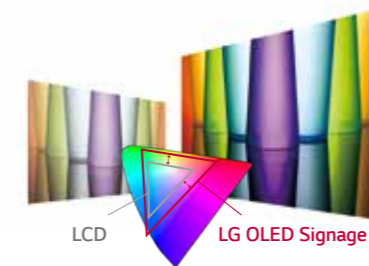


LCD LG OLED Signage



##### Perfect Color

**Accurate & stable color reproduction**  
Self-lighting pixels bring colors to life with superb accuracy.



LCD LG OLED Signage



##### Perfect Viewing Screen

**Wide viewing angle**  
LG OLED Signage delivers awe-inspiring picture quality across the entire screen, even from wide viewing angles.



LCD LG OLED Signage



##### Crisp, Clear Motion

**Faster response time**  
LG OLED Signage provides 5,000 times faster motion picture response time, for perfectly clear images without blurring.




LCD LG OLED Signage



##### Perfect Design

**Slim and light**  
With just two layers, the LG OLED Signage Display is unbelievably light-weight and thin.



LCD 200 mm 70 kg VS LG OLED Signage 8.94 mm\* 29 kg

\* Edge depth

reddot award 2016 winner



# Artistic Space Beyond Display

## Dual-view Flat OLED Signage 55EH5C



Screen Size  
55"

- 55EH5C
- Brightness : 400 cd/m<sup>2</sup> (APL 25%) \*Average Picture Level
  - Bezel : 2, 2, 2, 2 mm (U, B, L, R \*Off-bezel)
  - Depth : 7.94 mm
  - Interface : HDMI / DP / DVI / RS232C / RJ45 IR In / USB / Audio
  - SuperSign W/Lite/C/N



### Key Features

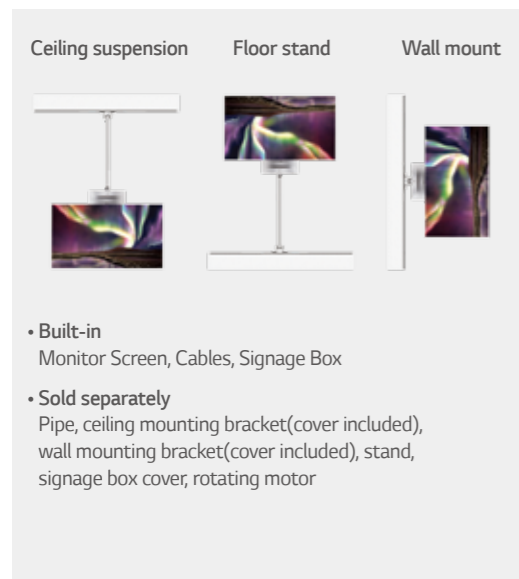
#### Two Displays for Multi-Use

Two-way media experience and space saving thanks to innovative slim depth.



#### Three Types of Installation

Dedicated accessories available for ceiling, stand and wall mount.



#### Dual Screen Mode (Swapping/Mirroring)

Dual-view screens are controlled with remote controller. Swapping and mirroring of content are possible by just pressing a button.



### Specifications

		55EH5C
PANEL	Screen Size	55"
	Panel Technology	OLED
	Aspect Ratio	16 : 9
	Native Resolution	1,920 x 1,080 (FHD)
	Brightness	100/400 cd/m <sup>2</sup> (APL 100% / 25%) * Average Picture Level
	Contrast Ratio	100,000 : 1
	Viewing Angle(H x V)	178 x 178
	Response Time	1 ms (G to G), 8 ms (MPRT)
	Surface Treatment	Hard coating (2H), Anti-reflection treatment of the front polarizer (Reflectance Typ.1.0%)
	Operation Hours	18 hrs / 7 days (moving video only)
CONNECTIVITY	Orientation	Portrait & Landscape
	Input	HDMI (1+1), DP (1+1), DVI-D (1+1)
	Output	Audio (1+1)
CONNECTIVITY	External Control	RS232C (1+1), RJ45 (1+1), IR Receiver, USB 2.0 (2), USB 3.0 (2)
	Bezel Color	Silver
	Bezel Width	2, 2, 2, 2 mm (U, B, L, R *Off-bezel)
PHYSICAL SPECIFICATION	Dimension(W x H x D)	Head : 1,227.6 x 702.7 x 7.94 mm (Edge depth : 8.94 mm) Signage Box : 470.1 x 402.8 x 75 mm
	Weight	Head : 21 kg / Signage Box : 8 kg
	Carton Dimensions(W x H x D)	1,344 x 987 x 269 mm (Inner)
	Packed Weight	36.5 kg
SPECIAL FEATURES	Temperature Sensor, Cooling FAN, Source Selection, DPM Select, Energy Saving, Motion Eyecare, Power Indicator On/Off, File Play with USB, Internal Memory (8 GB), Wi-Fi Dongle Ready, USB Cloning, Contents Scheduling, Local time auto setting, Fail over, Mirroring, SoftAP, BEACON	
ENVIRONMENT CONDITIONS	Operation Temperature	0°C to 40°C
	Operation Humidity	10% to 80%
POWER	Power Supply	100-240V~, 50/60Hz
	Power Type	Built-In Power
POWER CONSUMPTION	Typ.	375 W
	DPM	3 W
	Power off	0.5 W
STANDARD (CERTIFICATION)	Safety	UL / cUL / CB / TUV / KC
	EMC	FCC Class "A" / CE / KCC
	ErP / Energy Star	Yes / NA
MEDIA PLAYER COMPATIBILITY	OPS Type Compatible	Yes
	External Media Player Attachable	Yes
SOFTWARE COMPATIBILITY	SuperSign W/Lite	Yes
	SuperSign C	Yes
ACCESSORY	Basic	Remote Controller (included 2ea batteries), Power Cord, QSG, Mini HDMI Cable (3M x 2ea, for connection between head and signage box), Power Harness Cable (3M x 2ea, for connection between head and signage box), Regulation Book, Phone to RS232C Gender, Jack Cover, Signage Box Mounting Bracket
	Optional	OPS Kit (KT-OPSA), Fixed Ceiling Mount Kit (ACC-CF-EH5C), Rotational Ceiling Mount Kit (ACC-CR-EH5C), Wall Mount Kit (ACC-W-EH5C), Stand Kit 1 (ACC-S-EH5C), Stand Kit 2 (ACC-S1-EH5C), Signage Box Cover (ACC-C-EH5C)